




TaNCap™ SERIES

ISO-9001
Registered

- Improves Signal Quality
- Reduces Power Dissipation
- Proven TaNSil® Thin Film Technology
- Available in QSOP, SOIC, and TSSOP Packages
- Highly Integrated - replaces Up to 36 Discretres



Today's high speed digital circuits demand top performance while maintaining low power dissipation. IRC's TaNCap™ AC termination networks are designed to meet the needs of the digital circuit designer by blocking DC current flow into the terminating resistor during the steady-state portion of the digital signal while passing current into the tantalum nitride terminating resistor during the presence of signal edges and transients.

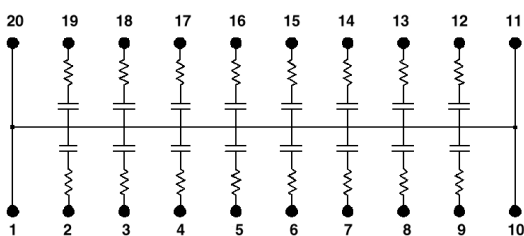
The TaNCap™ series of resistor-capacitor networks are manufactured using IRC's military and space proven tantalum nitride thin film technology.

For high reliability combined with superior performance, use IRC TaNCap™ AC termination networks for your high speed, digital circuit applications.

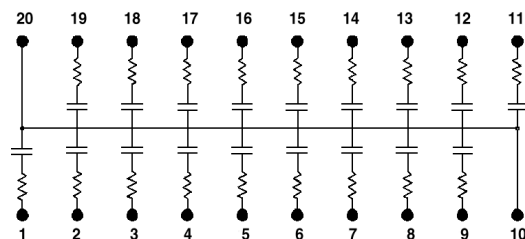
SPECIFICATIONS

	Range	Tolerance (%)	TCR (ppm/°C)	Operating Temp. Range (°C)	Breakdown Voltage (volts)	Max. Power Dissipation (watts)
Resistors	10Ω to 100Ω	±10	±100	-55 to +125	N/A	0.1 per resistor
Capacitors	10pF to 200pF	±20	N/A	-55 to +125	25	N/A

SCHEMATIC P



SCHEMATIC V



HOW TO ORDER

Sample Part Number:

GUS - QS20 V - 330 - K - 470 - M

Family

Model

QS20 = 20 pin QSOP
SL20 = 20 pin 0.300" SOIC
TS20 = 20 pin TSSOP

Schematic

P = 16 Circuits, V = 18 Circuits

Resistor Code

Example: 330 = 33Ω, 101 = 100Ω

Packaging Available
Tubes, Tape & Reel

Capacitor Tolerance
M = ±20%

Capacitor Code
Example: 470=47pF,101=100pF

Resistor Tolerance
K = ±10%, M = ±20%